VTRON

# □□□ Linux □□□□□ SYNOPSYS □□□□□□

□□□

2011-05-16

## □□□□□□

□□□□VMware 7.1

□□□□□□Fedora 10

installer □□□2.0

scl □□□10.9.3□□□□□□□□□□□□ 11.1 □□□□□□□□□□□□□□□□□□□□

dc □□□syn_vC-2009.06-SP5

vcs □□□vcs-mx_vD-2009.12

simif □□□simif_vC-2009.06-SP1

pt □□□prime time pts_vD-2009.12-SP1

□□□□□ EETOP □□□□□□□□

## □□□□□□

### 2.1 □□□□□□□

□□□VMware □ Linux □□□□□□ VMware Tools□□□□□□□□ VMware Tools □□□□□□□ U □□□Fedora 10 □□□□ U □□□□□□□

□□□□□□□□□□□□□□□□

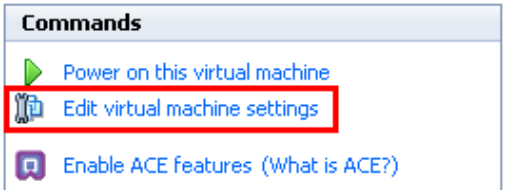


□□□□□□□□□□

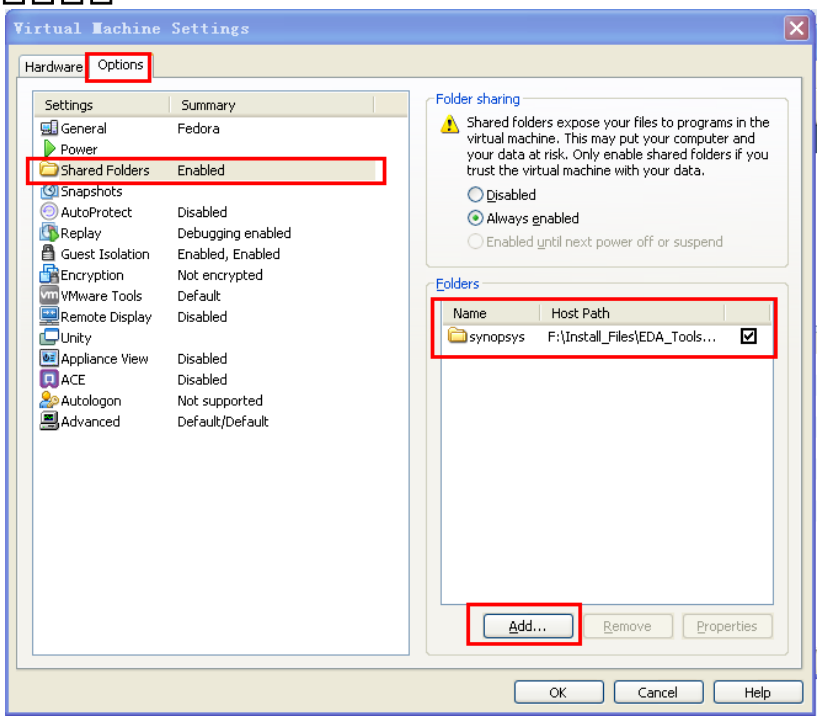


□□□□□□ Windows □□□ Linux □□□□□□□□□□□□ Synopsy □□□□□□□□□□□ □□□□□□□ Linux □□□□□□□□

### 2.2 □□□□□□

#### 2.2.1 □□□□□

□□ Fedora10 □□□□□□/home/chenhaoli□□□□□□□□□□□□Fedora10 □□□□□□□ □□□□□□□□□□□□□□□□□□□□□□□

/home/chenhaoli/eda□□□□/synopsys□□□□|--installer
|--tar□□□ installer □□□□□
|--installer_v2.0□□□□□□
|--scl
|--tar□□□ scl □□□□□
|--scl_v10.9.3□scl □□□□□
|--license□□□ license□
|--dc
|--tar□□□ dc □□□□□
|--dc_2009□dc_2009 □□□□□
|--vcs
|--tar□□□ dc □□□□□
|--vcs_2009□vcs_2009 □□□□□
|--simif
|--tar□□□ dc □□□□□
|--simif_2009□simif_2009 □□□□□
|--pt
|--tar□□□ dc □□□□□
|--pt_2009□pt_2009 □□□□□

### 2.2.2 □□□□□□

□ installer_v2.0.tar.Z □□□/synopsys/installer/tar □□scl_v10.9.3_common.tar□scl_v10.9.3_linux.tar □ □ □ /synopsys/scl/tar □ □ syn_vC-2009.06-SP5_common.tar □ syn_vC-2009.06-SP5_linux.tar □ □ □/synopsys/ dc/ tar □□

## 2.3 □□ installer_v2.0

□□□□□□□□□□

[chenhaoli@localhost ~]$ su
Password:
[root@localhost chenhaoli]#

**□□ installer_v2.0 □□□□□□**

[root@localhost chenhaoli]# cd /home/chenhaoli/eda/synopsys/installer/tar

**□□□ installer_v2.0.tar.Z**

tar –zxvf installer_v2.0.tar.Z -C /home/chenhaoli/eda/synopsys/installer/installer_v2.0

□□□□□□□ □□□□□□

**KO**

## 2.4 □□ scl_v10.9.3

### 2.4.1 □□ sch

□□□ linux □□□□□□□□□□□□□□ sch□□□□□□□□□□

□ Fedora10 □□□□□□□□ tcsh-6.15-6.fc10.i386.rpm□□□□ Linux □□□□

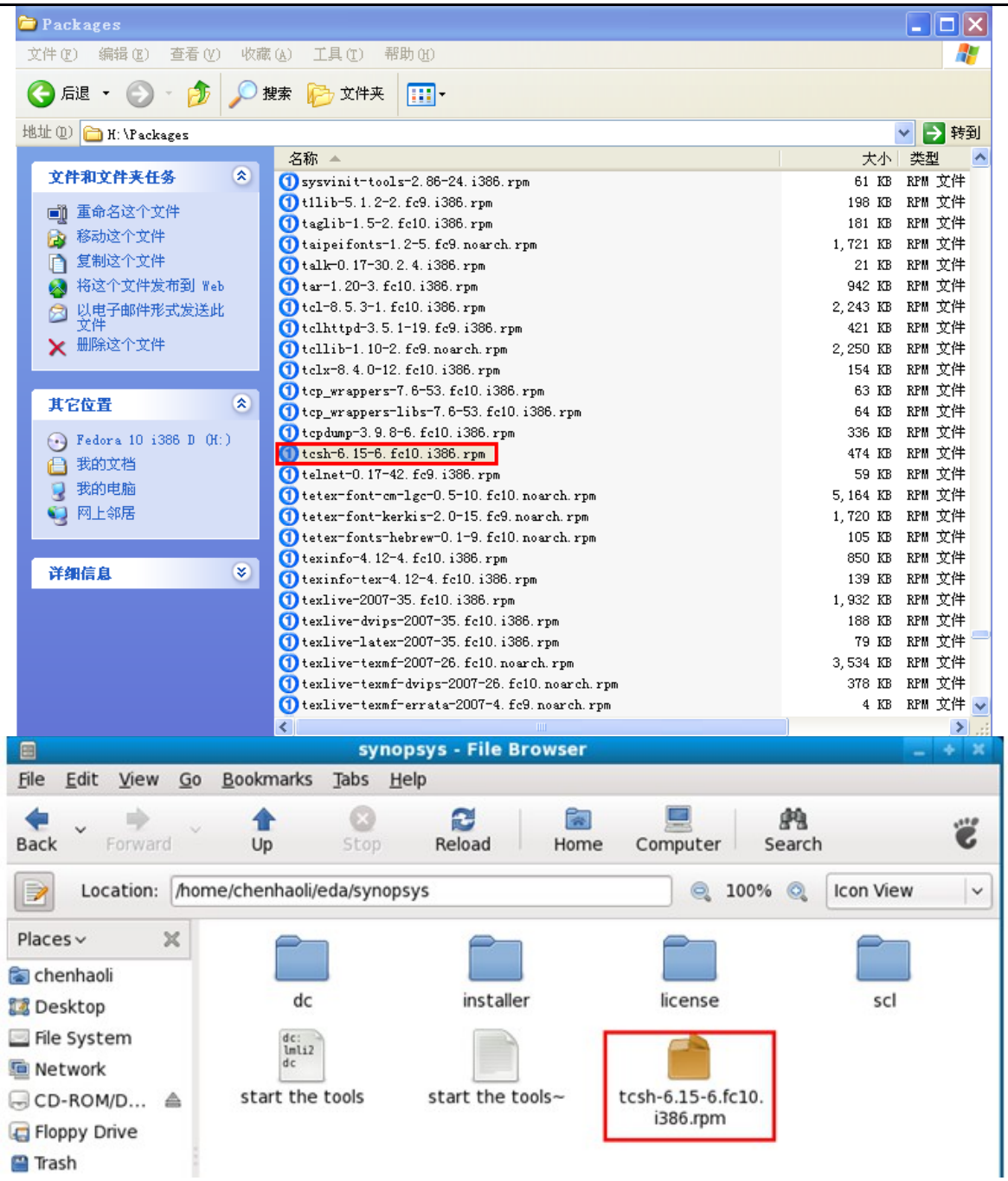


**□□ rpm □**

[root@localhost synopsys]# cd /home/chenhaoli/eda/synopsys

[root@localhost synopsys]# rpm –i tcsh-tcsh-6.15-6.fc10.i386.rpm

## 2.4.2 □□ installer_v2.0 □□□□

**□□ installer_v2.0 □□□□**

[root@localhost installer_v2.0]# cd /home/chenhaoli/eda/synopsys/installer/installer_v2.0

**□□ installer_v2.0**

[root@localhost installer_v2.0]# ./installer -gui

□□□□□□□□□


### 2.4.3 □□ scl_v10.9.3

□□ scl_v10.9.3 □□□□□□

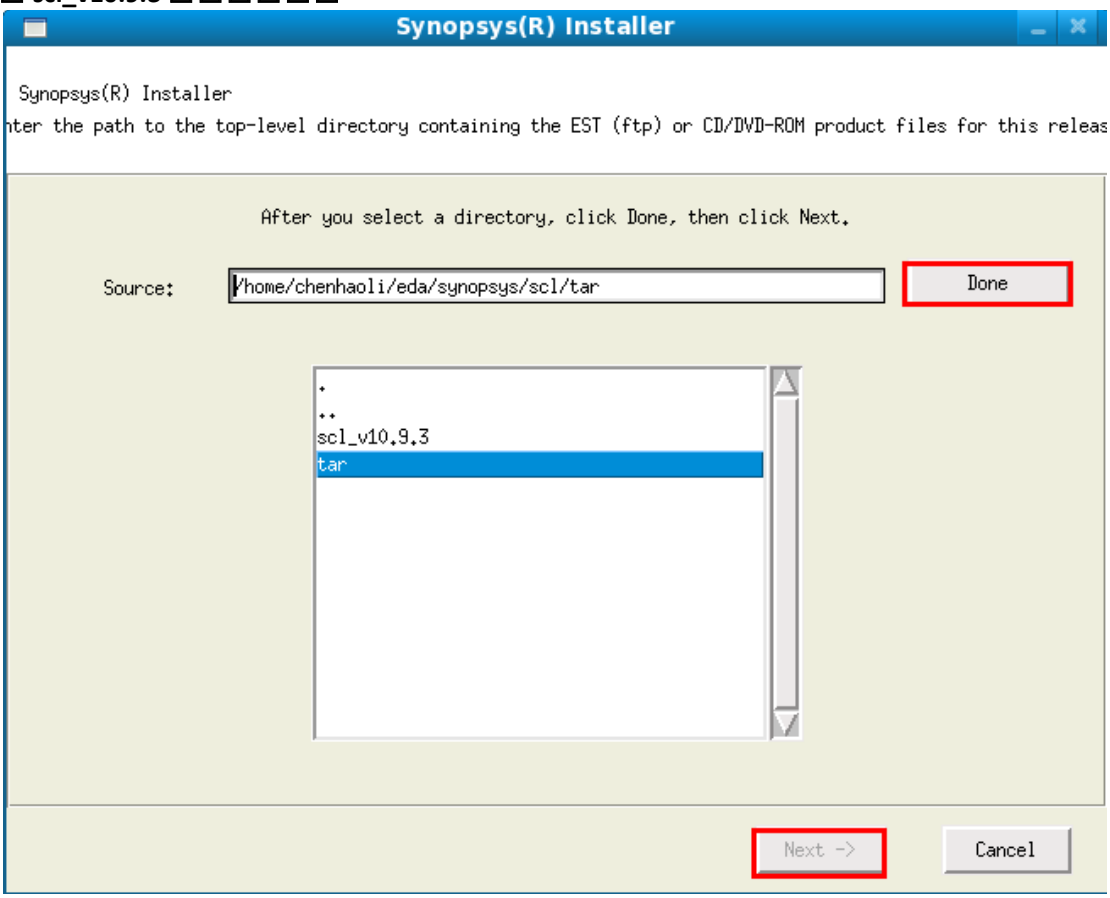


□□□□□□□□□□□ **Next**

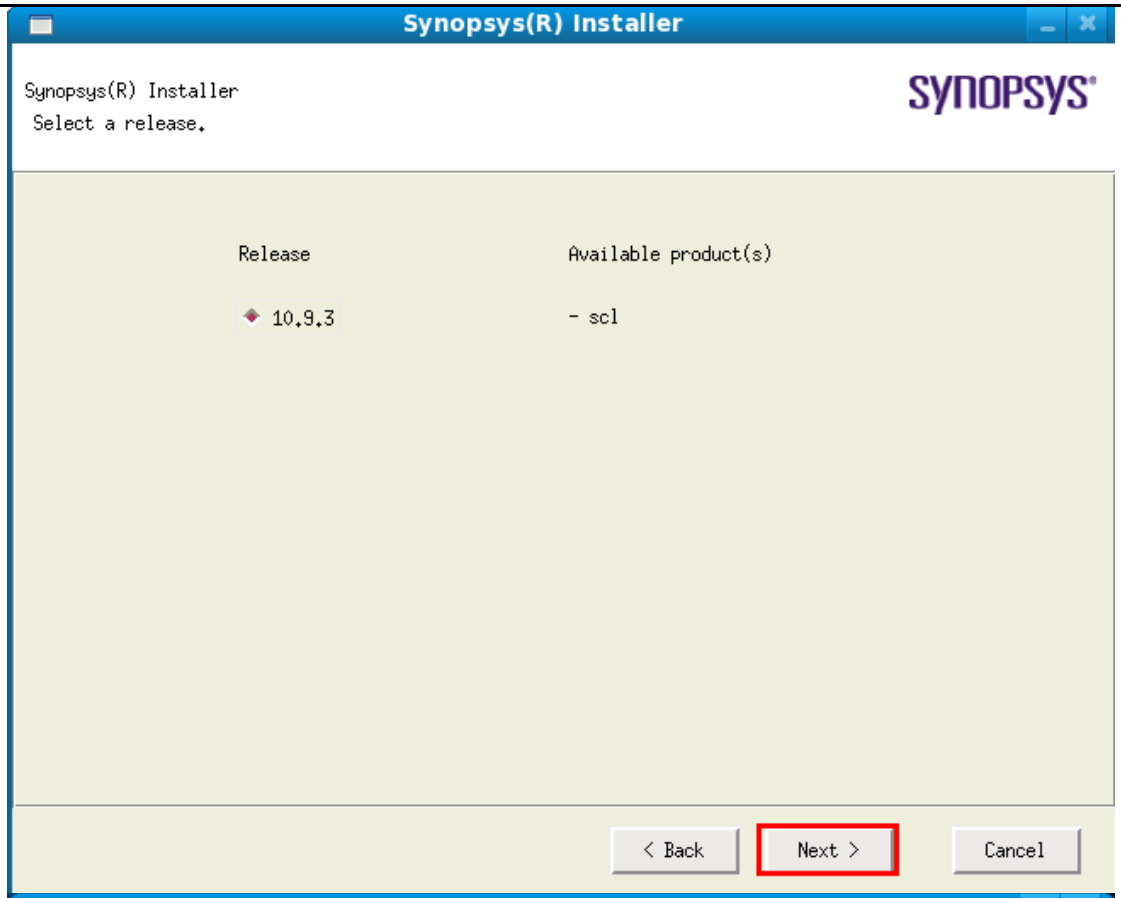
Synopsys(R) Installer
Synopsys(R) Installer
Select a release.
SYNOPSYS
Release
Available product(s)
10.9.3
- scl
< Back
Next >
Cancel

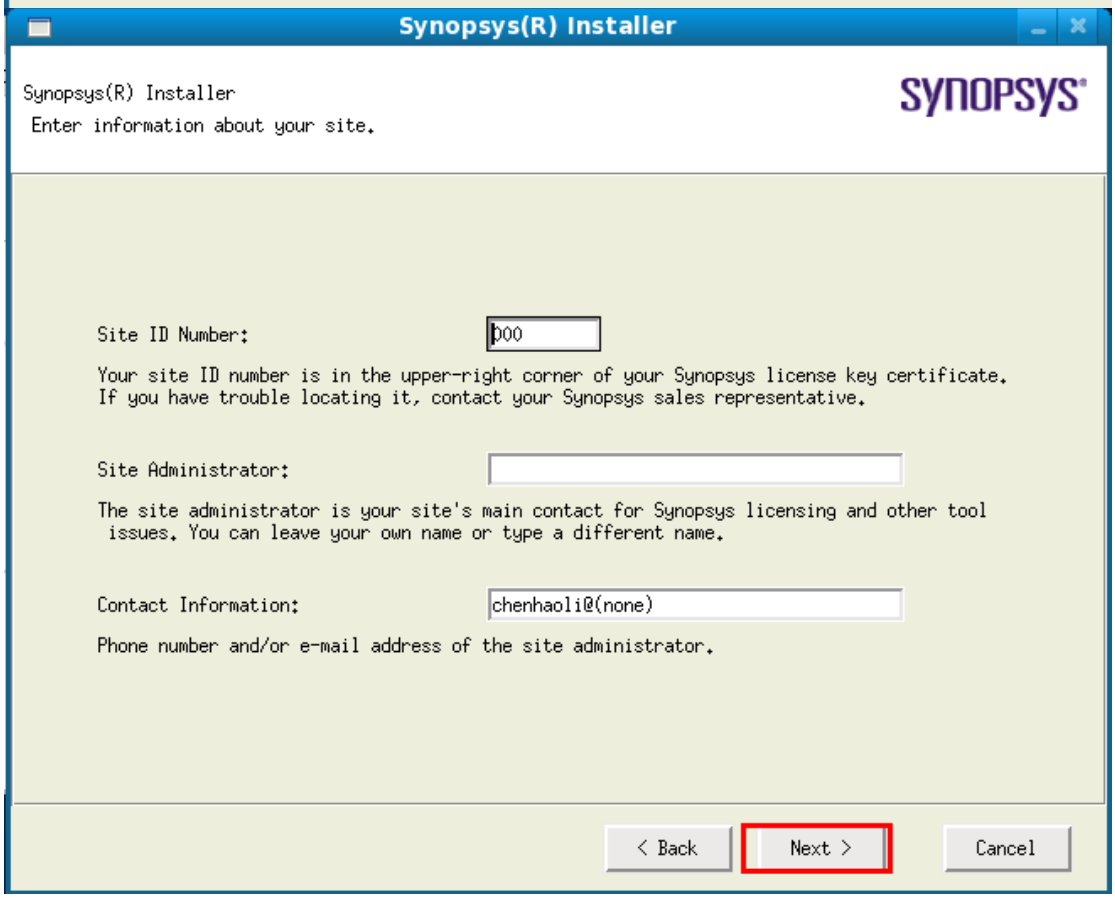
Synopsys(R) Installer
Synopsys(R) Installer
Enter information about your site.
SYNOPSYS
Site ID Number:
000
Your site ID number is in the upper-right corner of your Synopsys license key certificate.
If you have trouble locating it, contact your Synopsys sales representative.
Site Administrator:
The site administrator is your site's main contact for Synopsys licensing and other tool issues. You can leave your own name or type a different name.
Contact Information:
chenhaoli@(none)
Phone number and/or e-mail address of the site administrator.
< Back
Next >
Cancel

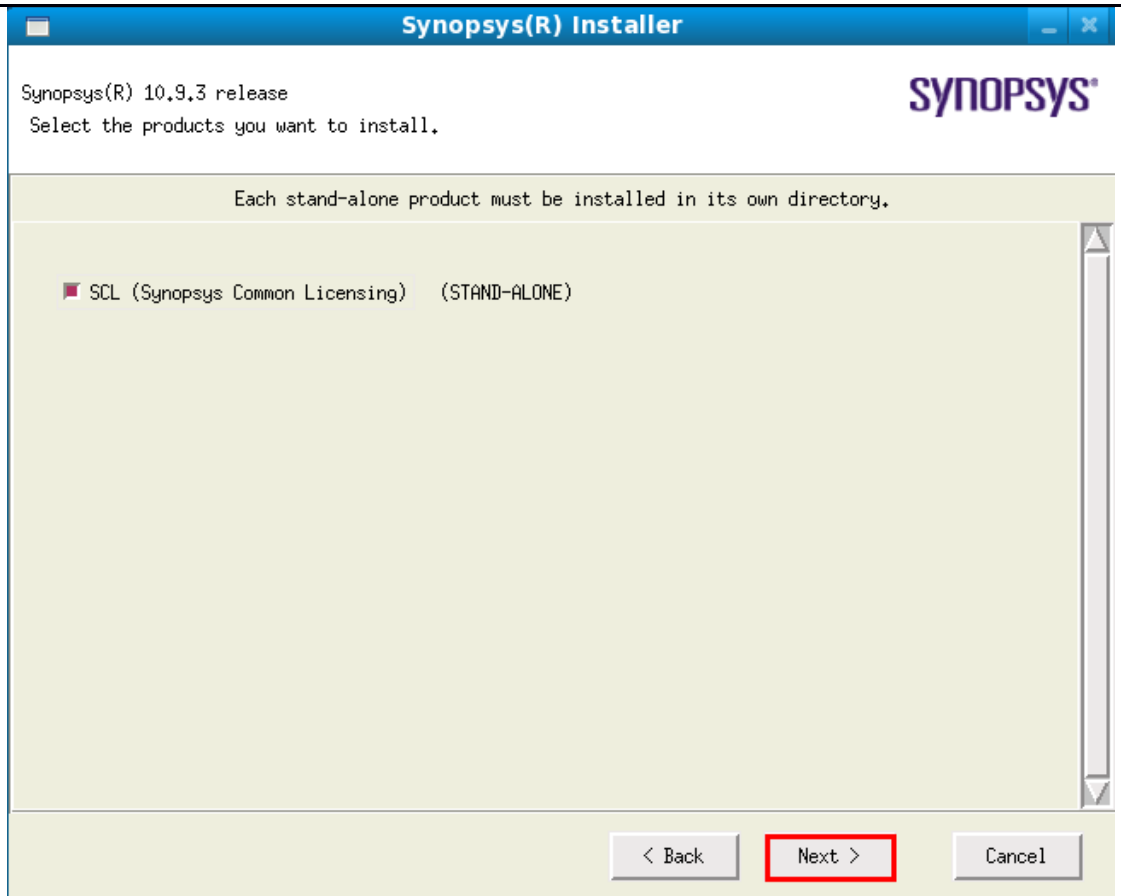
Synopsys(R) Installer
Synopsys(R) 10.9.3 release
Select the products you want to install.
SYNOPSYS
Each stand-alone product must be installed in its own directory.
SCL (Synopsys Common Licensing) (STAND-ALONE)
< Back
Next >
Cancel

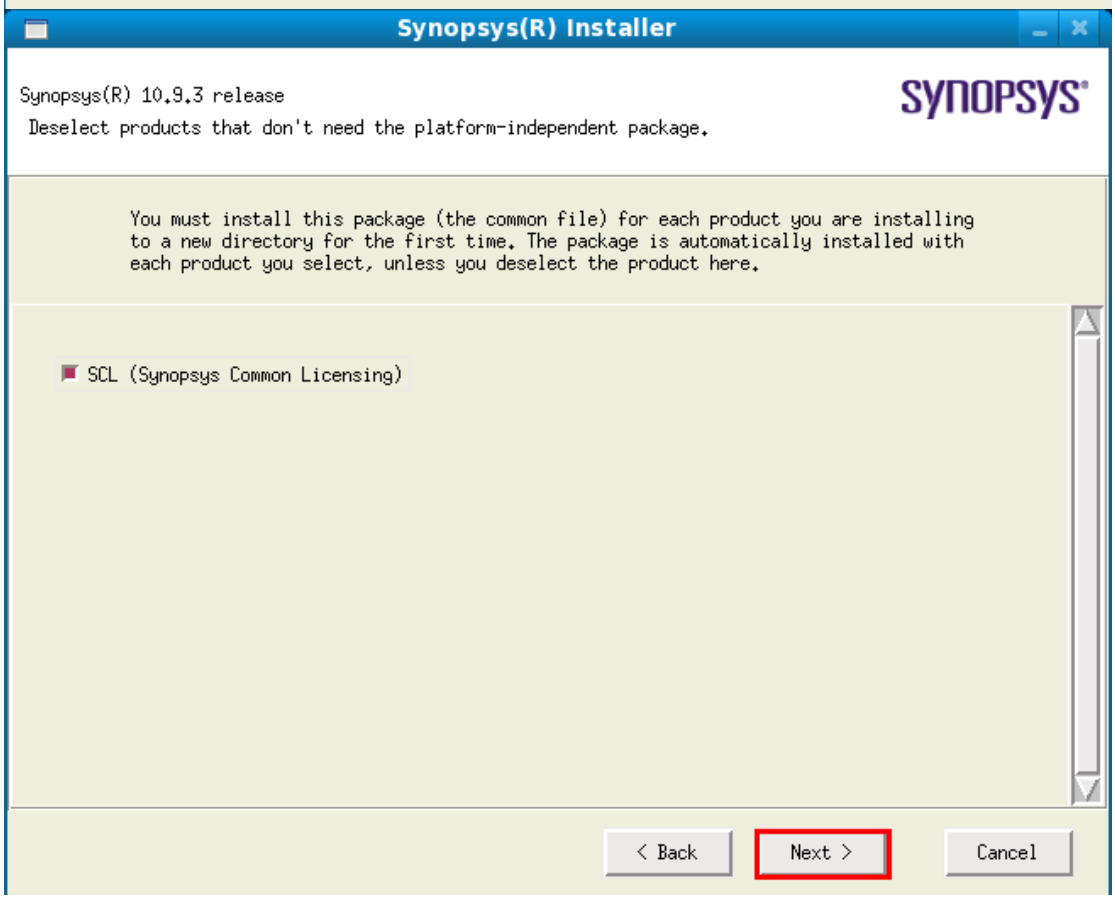
Synopsys(R) Installer
Synopsys(R) 10.9.3 release
Deselect products that don't need the platform-independent package.
SYNOPSYS
You must install this package (the common file) for each product you are installing
to a new directory for the first time. The package is automatically installed with
each product you select, unless you deselect the product here.
SCL (Synopsys Common Licensing)
< Back
Next >
Cancel

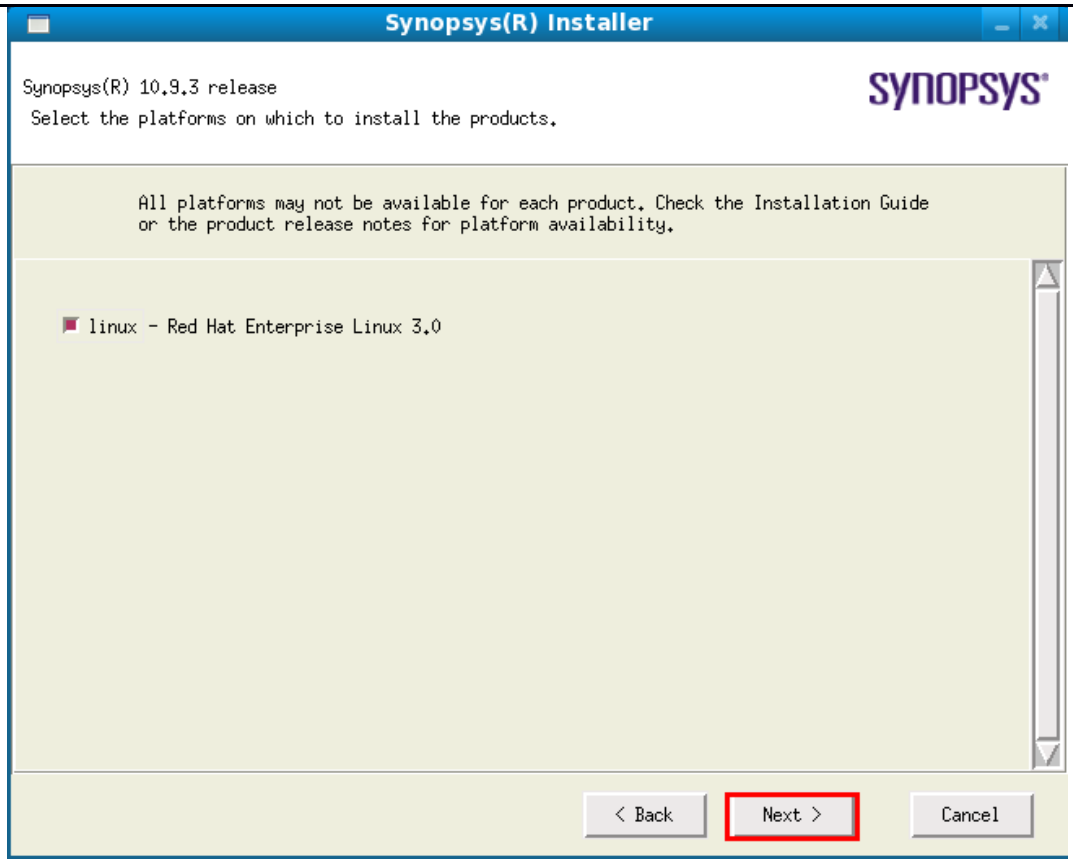
Synopsys(R) Installer
Synopsys(R) 10.9.3 release
Select the platforms on which to install the products.
SYNOPSYS
All platforms may not be available for each product. Check the Installation Guide
or the product release notes for platform availability.
linux - Red Hat Enterprise Linux 3.0
< Back
Next >
Cancel

□□□□□

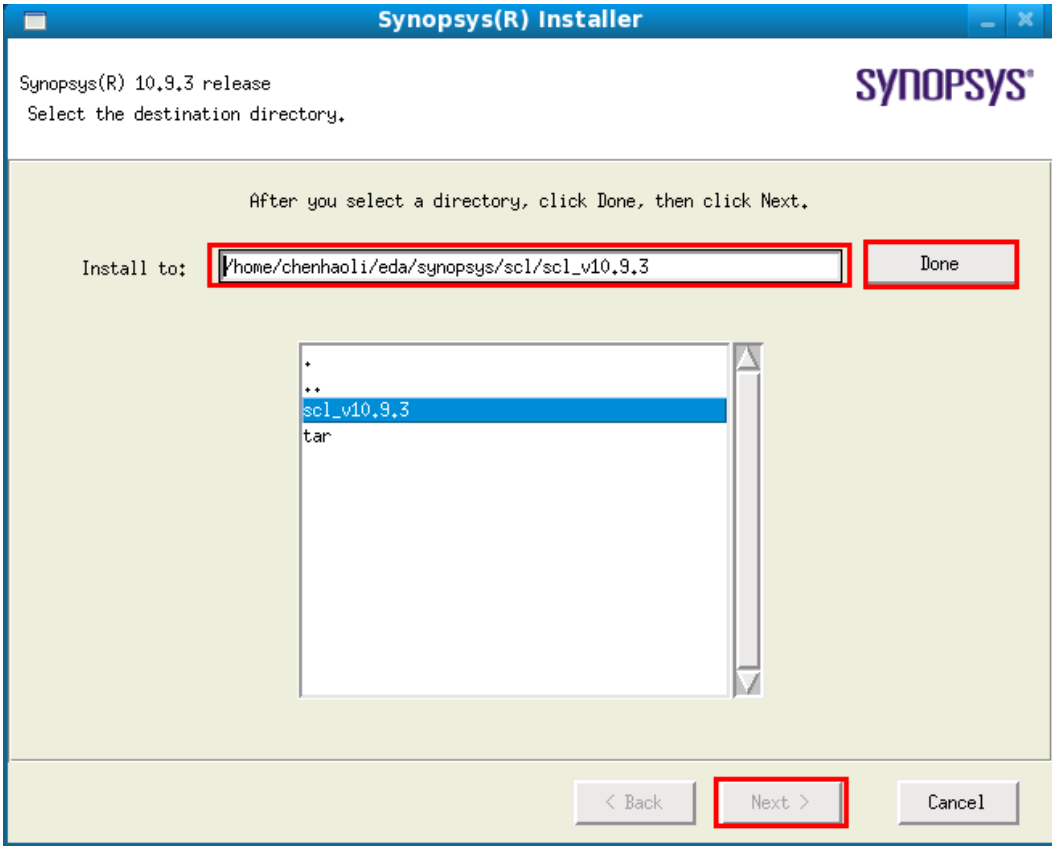


KO

## 2.5 □□□□ Synopsys □□

□□□□□□□□□ Synopsys □□□

□ □ vcs-mx_2009 □ □ □ □ □ □ □ □ □ □ □ □ □ □ □ vcs-mx_vD-2009.12_common.tar □ vcs-mx_vD-2009.12_linux.tar □ vcs-mx_vD-2009.12_amd64.tar □ □ □ □□□

## 2.6 □□ license

### 2.6.1 □□□□□ MAC □□

□□ Linux □□□□□□□□□□□

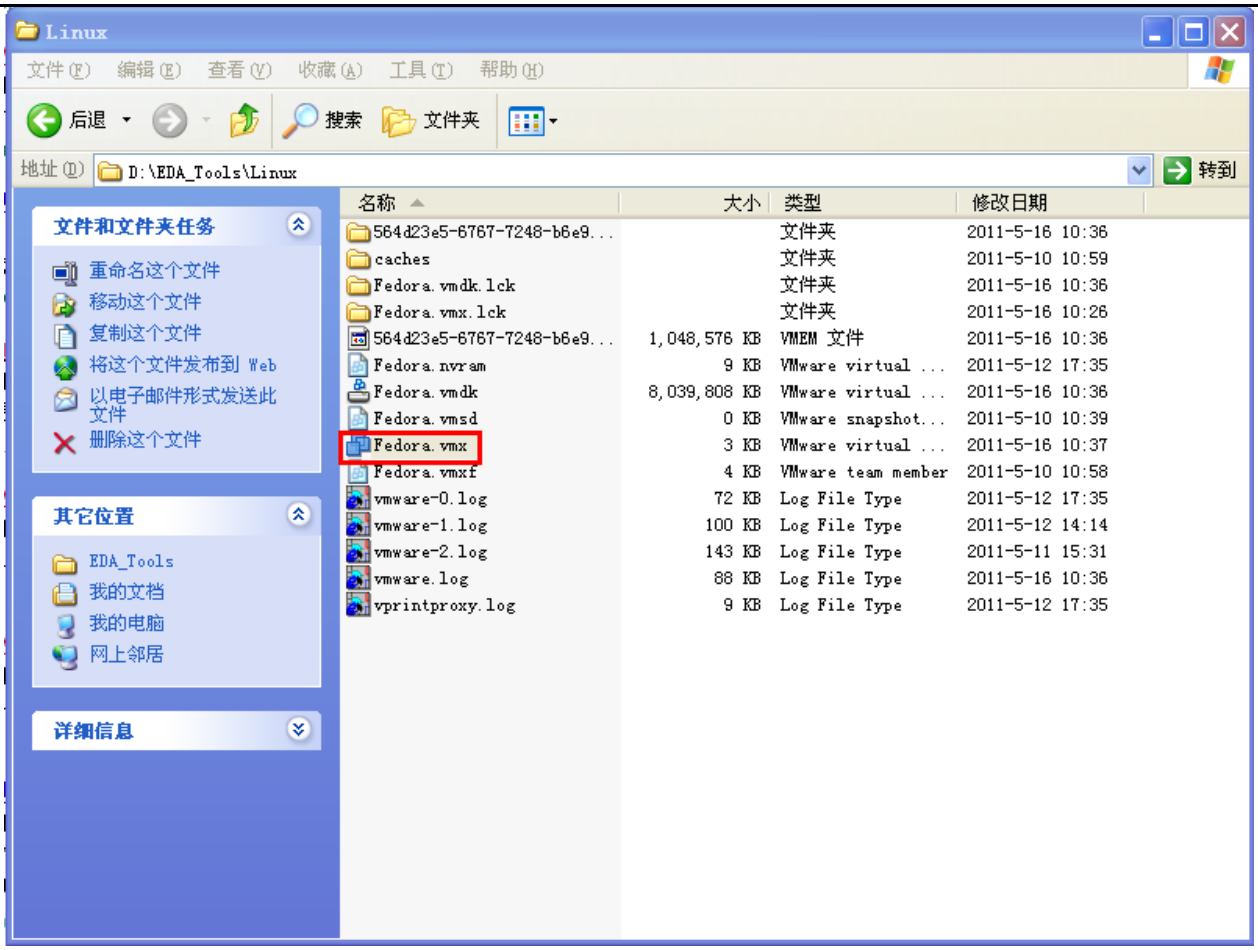


□□□□□□.vmx □□

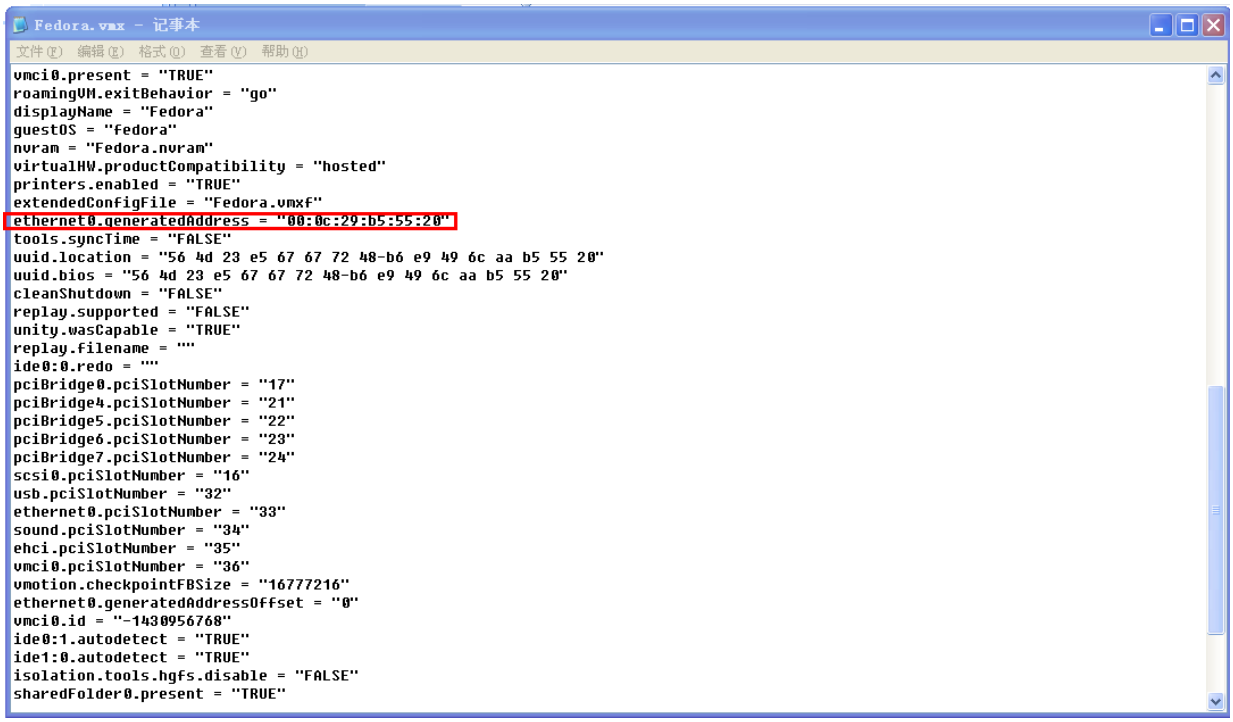


□□ ethernet0.generatedAddress = "00:0c:29:b5:55:20"□□□ MAC □□□ 000c29b55520□□□□□□□□□□□

## 2.6.2 □□ synopsys.dat

□□ LicGen.exe

VTRON

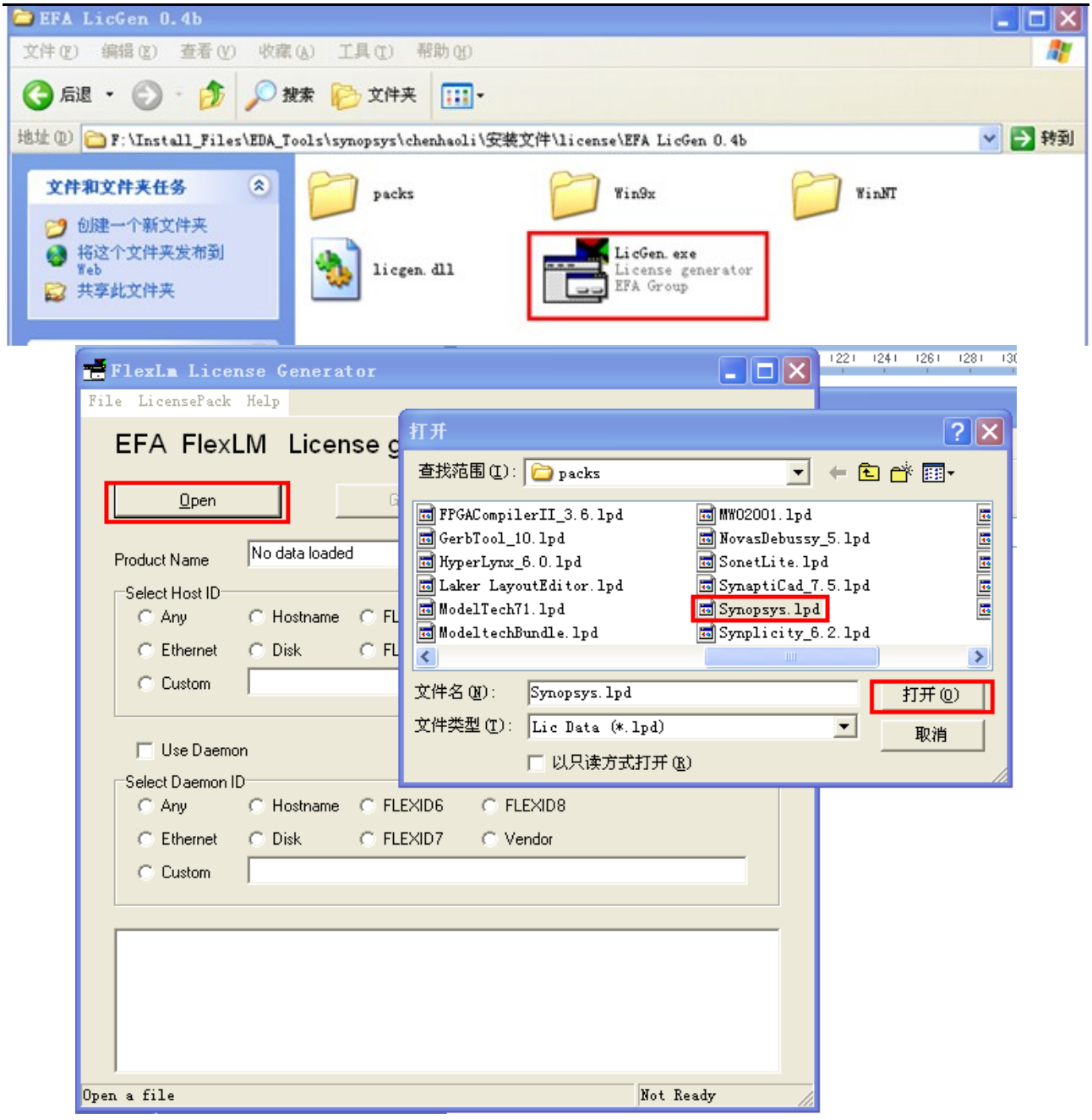
EFA LicGen 0.4b
文件(F) 编辑(E) 查看(V) 收藏(A) 工具(T) 帮助(H)
后退 搜索 文件夹
地址(D) F:\Install_Files\EDA_Tools\synopsys\chenhaoli\安装文件\license\EFA LicGen 0.4b
转到
文件和文件夹任务
创建一个新文件夹
将这个文件夹发布到 Web
共享此文件夹
packs
Win9x
WinNT
licgen.dll
LicGen.exe
License generator
EFA Group
FlexLm License Generator
File LicensePack Help
EFA FlexLM License g
Open
Product Name
No data loaded
Select Host ID
Any
Hostname
Ethernet
Disk
Custom
Use Daemon
Select Daemon ID
Any
Hostname
FLEXID6
FLEXID8
Ethernet
Disk
FLEXID7
Vendor
Custom
Open a file
Not Ready
打开
查找范围(I):
packs
FPGACompilerII_3.6.lpd
GerbTool_10.lpd
HyperLynx_6.0.lpd
Laker LayoutEditor.lpd
ModelTech71.lpd
ModeltechBundle.lpd
MWO2001.lpd
NovasDebussy_5.lpd
SonetLite.lpd
SynaptiCad_7.5.lpd
Synopsys.lpd
Synplicity_6.2.lpd
文件名(N):
Synopsys.lpd
打开(O)
文件类型(T):
Lic Data (*.lpd)
取消
以只读方式打开(R)

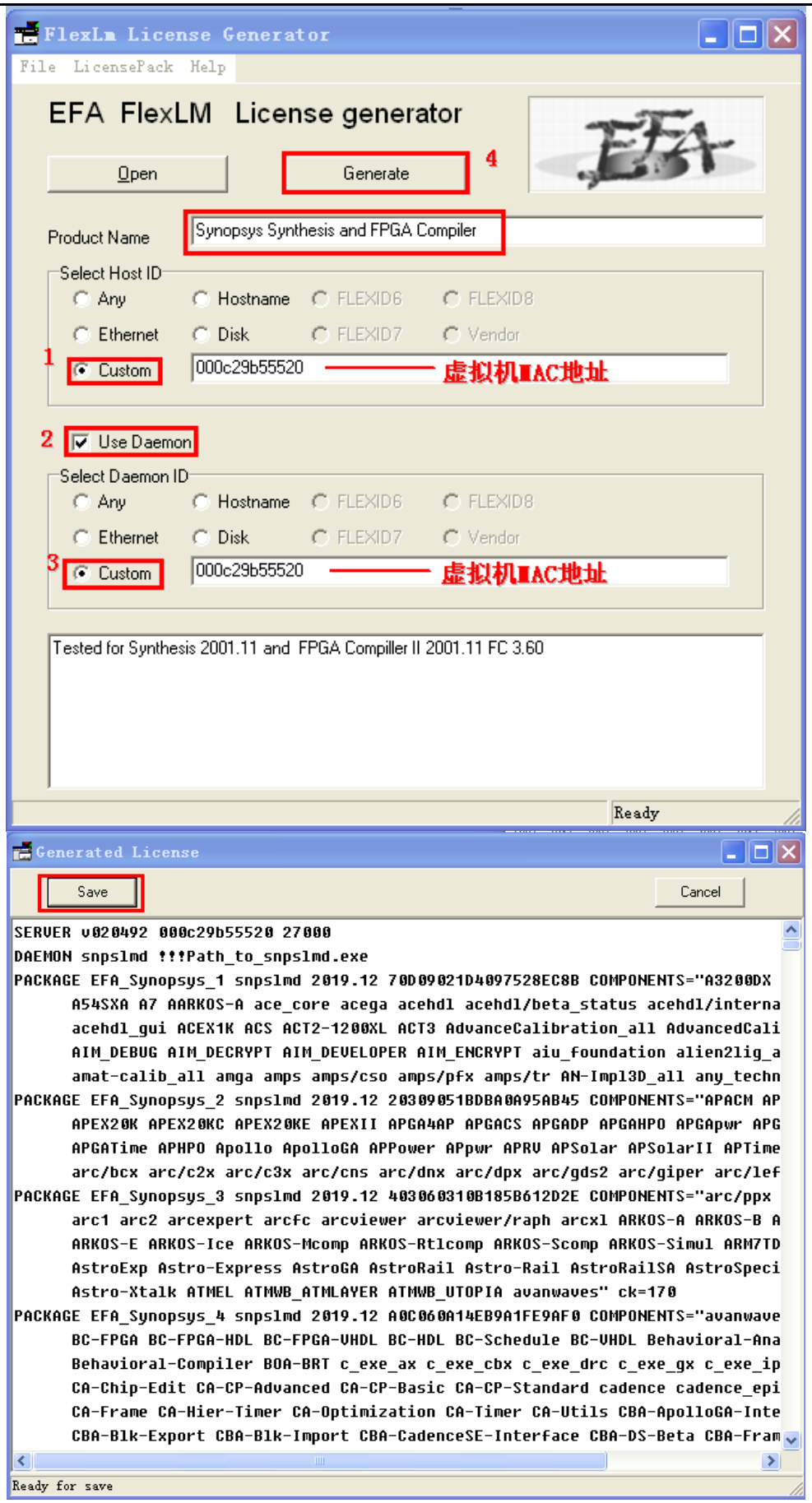


□□□ synopsys.dat

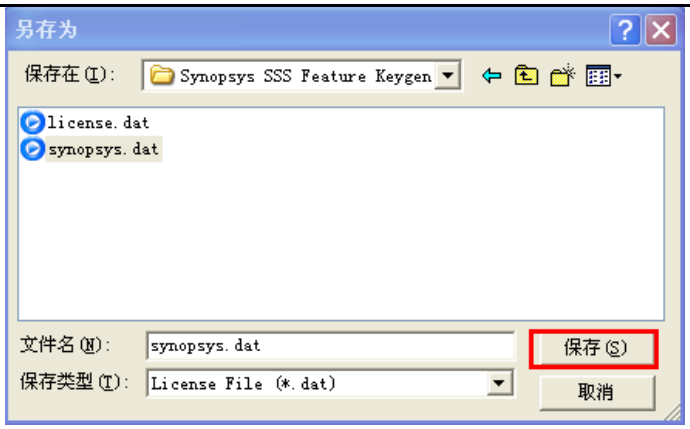


### 2.6.3 □□ license.dat

□ synopsys.dat □□ Synopsys SSS Feature Keygen □□□

□ windows □□□□□ doc □□

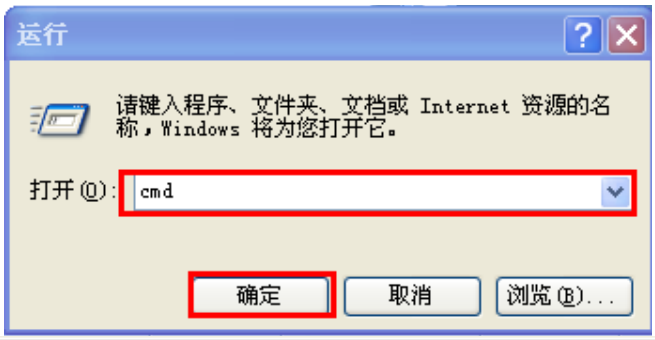


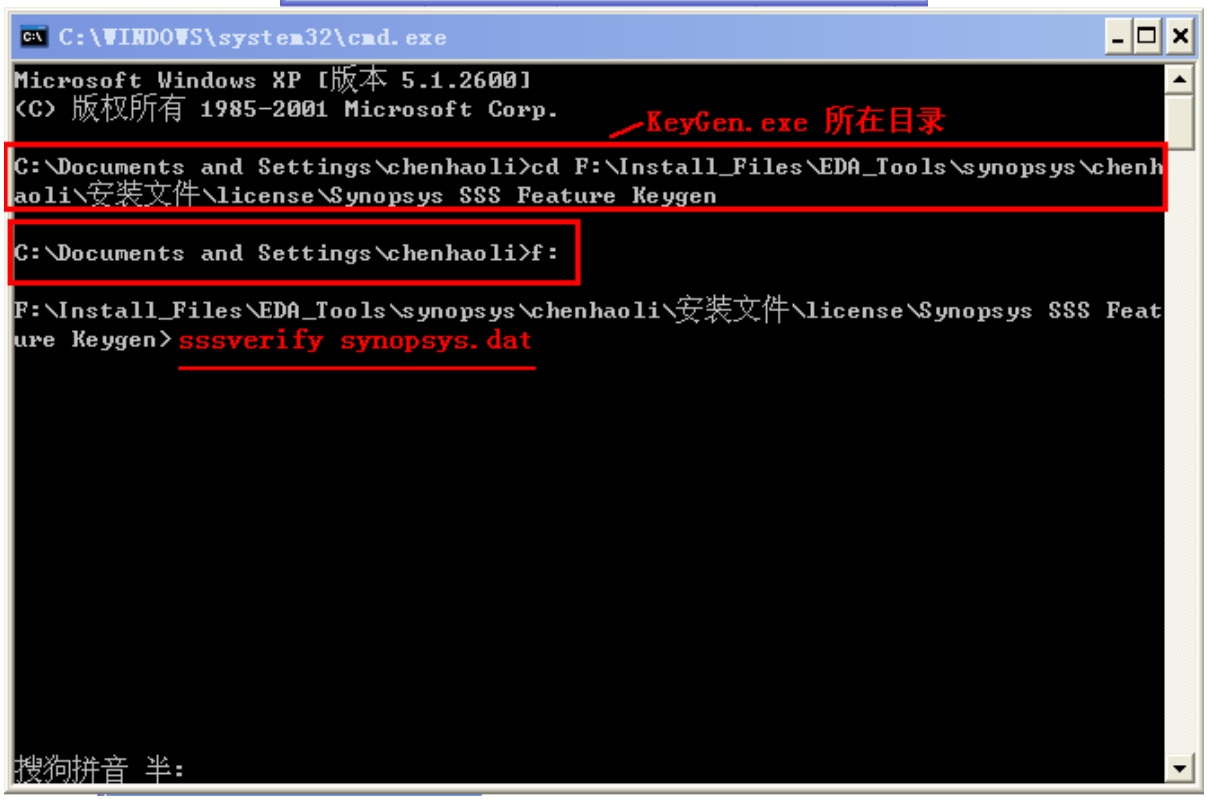

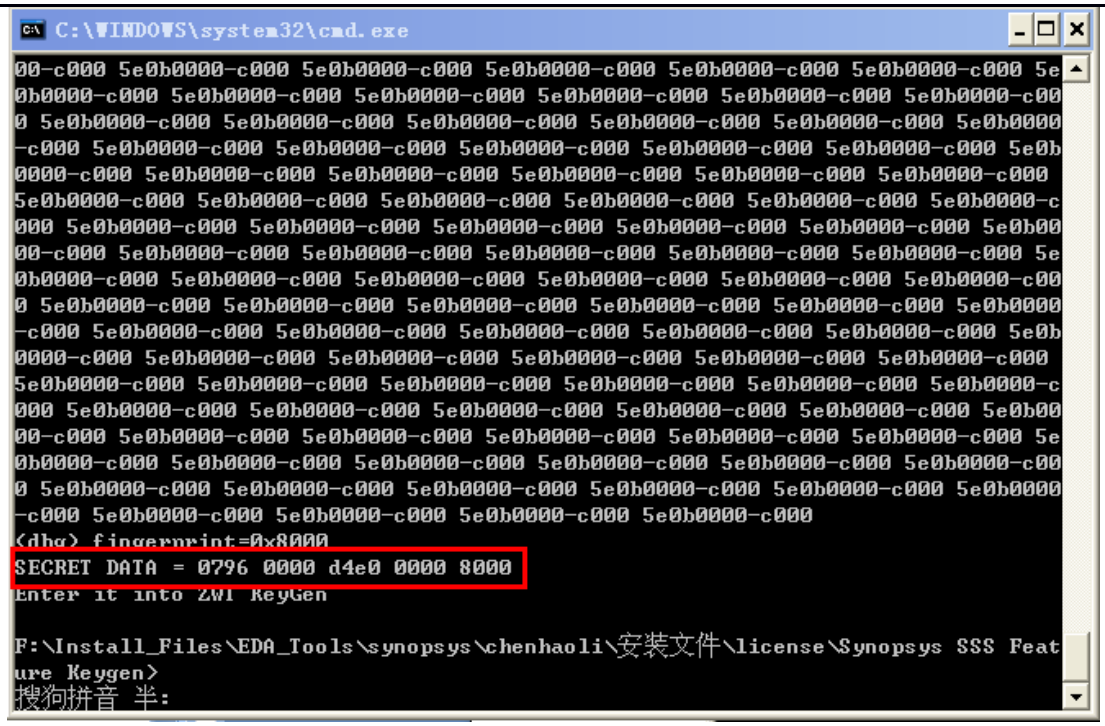


□□ SECRET DATA □□□□

□□ KeyGen.exe

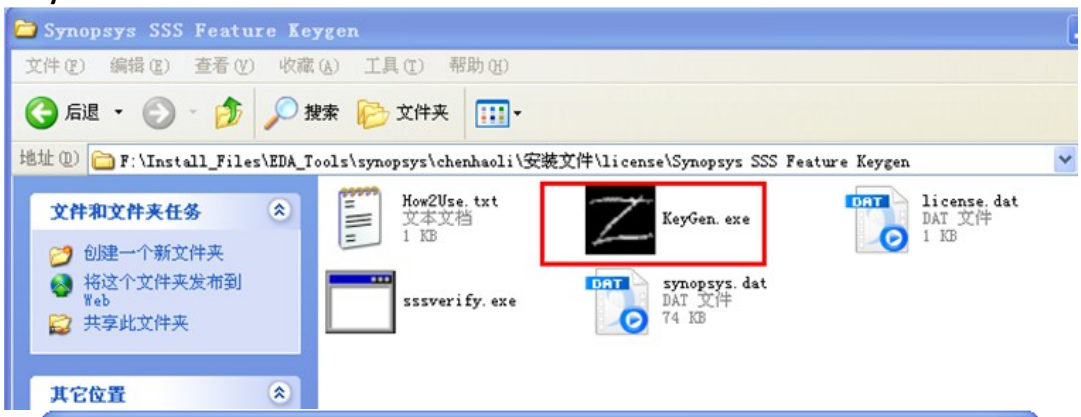


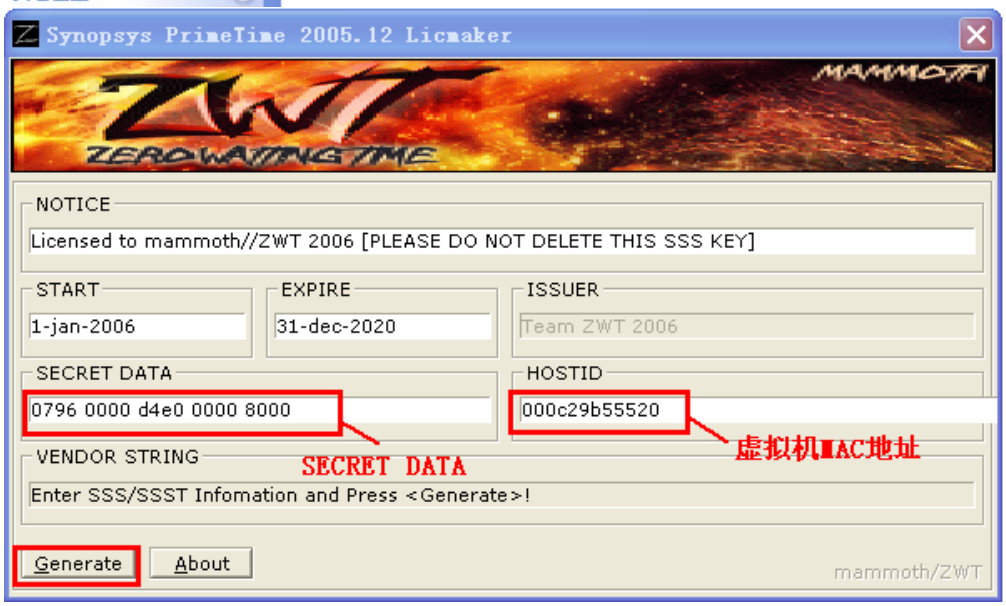


□□□□ license.dat □□

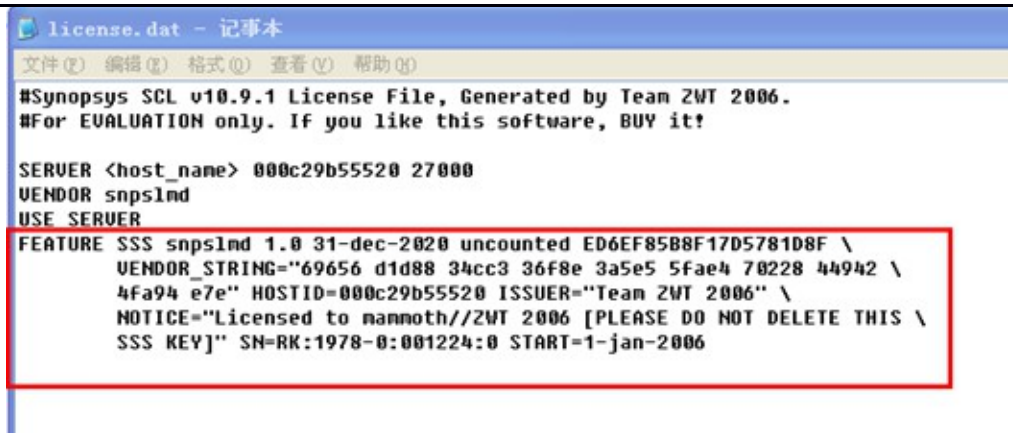


## 2.6.4 □□ licese

□□□□□□ license.dat□□ license.dat □□□□□□□□ synopsys.dat □

FEATURE SSS snpslmd 1.0 31-dec-2020 uncounted ED6EF85B8F17D5781D8F \
VENDOR_STRING="69656 d1d88 34cc3 36f8e 3a5e5 5fae4 70228 44942 \
4fa94 e7e" HOSTID=000c29b55520 ISSUER="Team ZWT 2006" \
NOTICE="Licensed to mammoth//ZWT 2006 [PLEASE DO NOT DELETE THIS \
SSS KEY]" SN=RK:1978-0:001224:0 START=1-jan-2006

□□ synopsys.dat □ hostname □ snpslmd □□

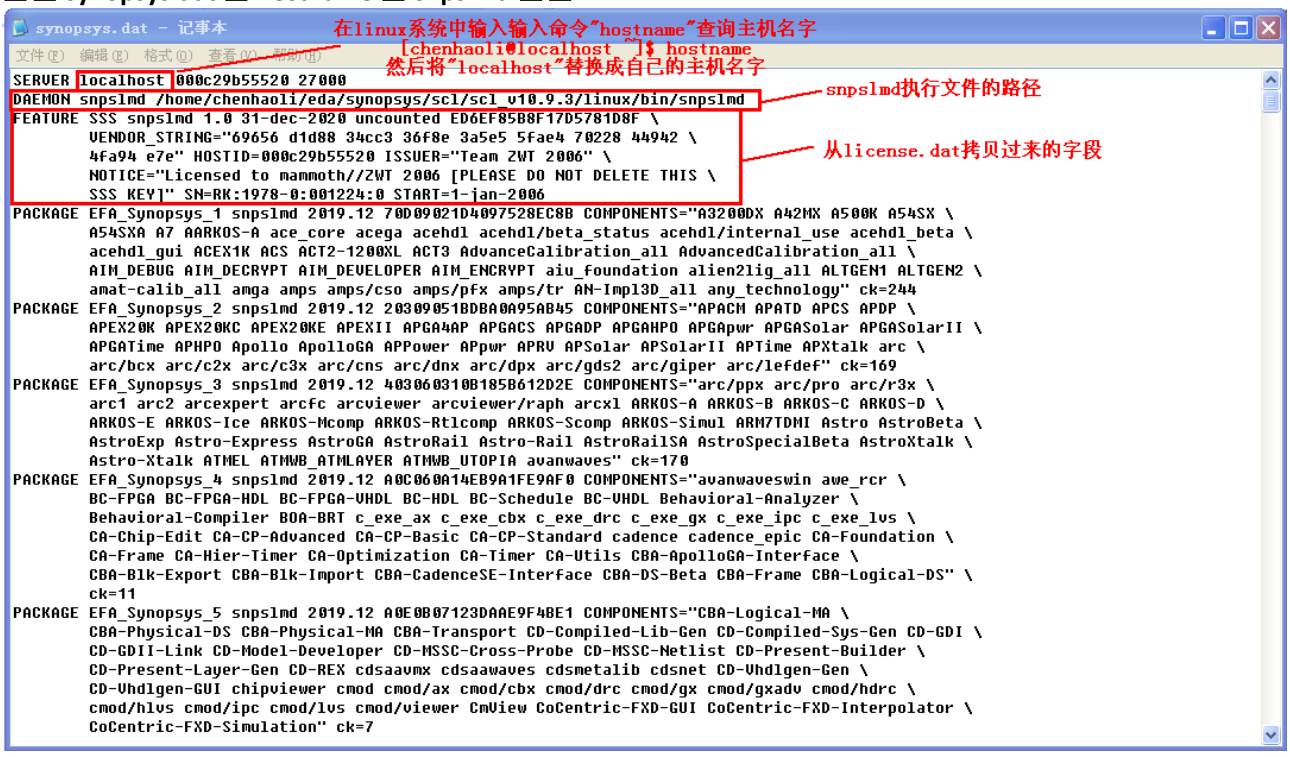


## 2.6.5 □□ license

□□□□□ synopsys.dat □□□/home/chenhaoli/eda/synopsys/license □□□

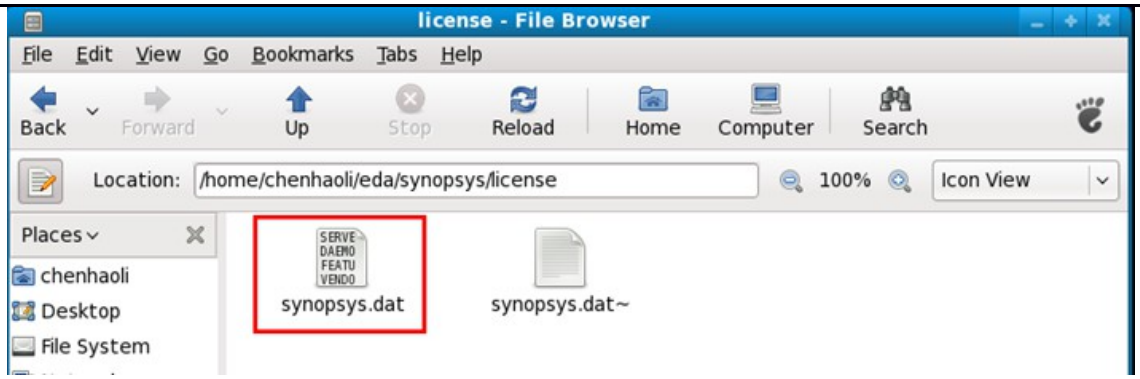


□□ sssverify □□□□ license

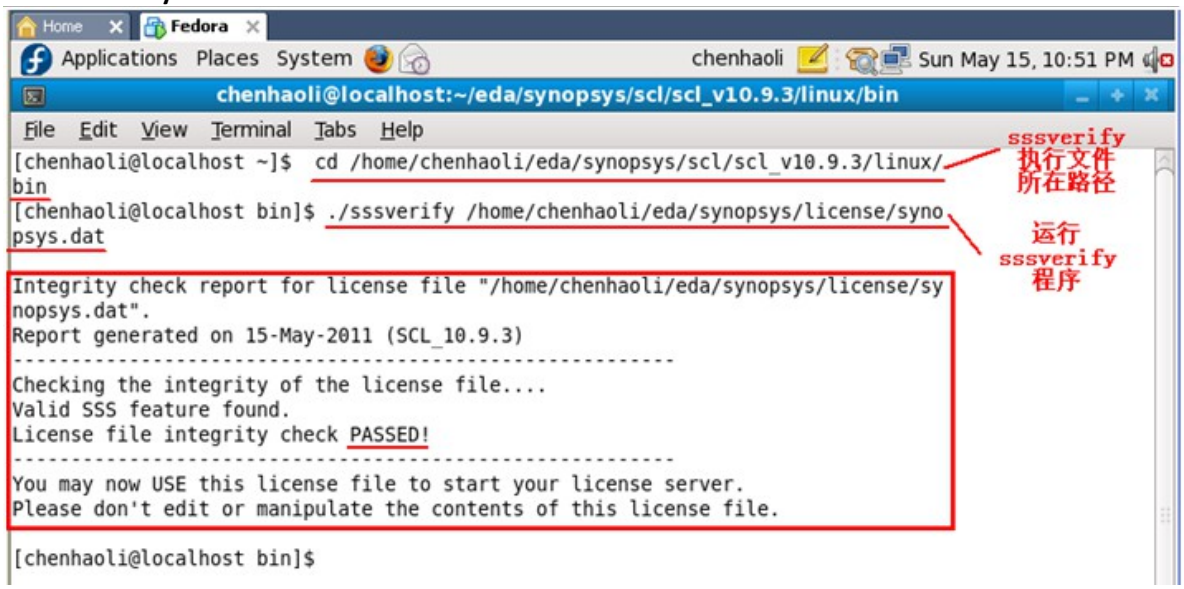


KO

## 2.7 □□□□□□

□□ linux □□□□□□□□□.bashrc □□□□

# VTRON

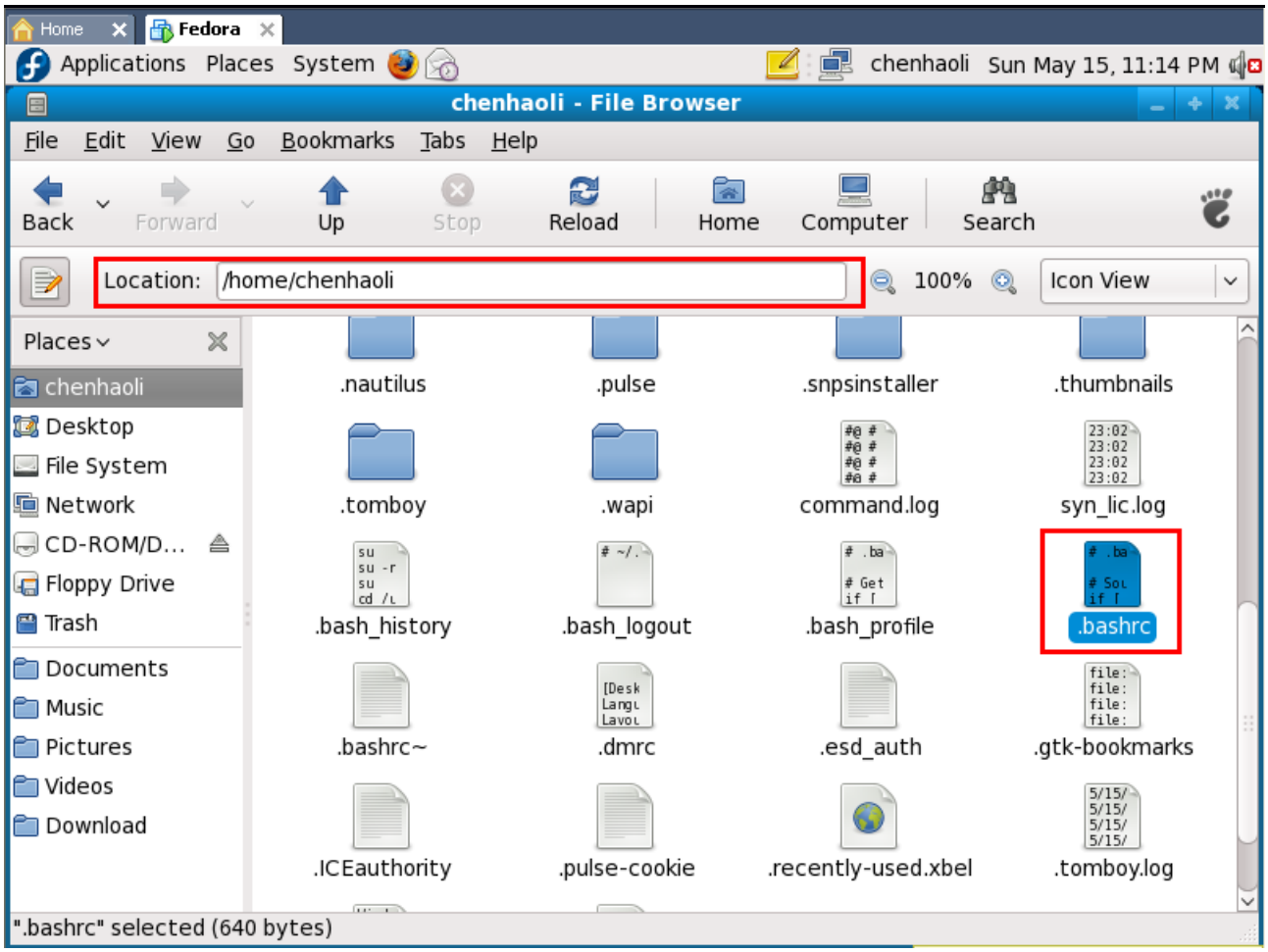


□□□□□□□.bashrc □□□□□□□□□□□□□□□□□□□□□

```
#############################################################################################
#lmgrd
export PATH="/home/chenhaoli/eda/synopsys/scl/scl_v10.9.3/linux/bin:"$PATH
#start synopsys license using lmgrd
alias lmli2="lmgrd -c /home/chenhaoli/eda/synopsys/license/synopsys.dat -l ~/syn_lic.log"

setenv VCS_ARCH_OVERRIDE linux

#Design Compiler
export PATH="/home/chenhaoli/eda/synopsys/dc/dc_2009/bin:"$PATH
#vcs-mx
export PATH="/home/chenhaoli/eda/synopsys/vcs/vcs-mx_2009/bin:"$PATH
#simif
export PATH="/home/chenhaoli/eda/synopsys/simif/simif_2009/bin:"$PATH
#pts
export PATH="/home/chenhaoli/eda/synopsys/pt/pt_2009/bin:"$PATH

#Set Home Directory
export SYNOPSYS="/home/chenhaoli/eda/synopsys"
export DC_HOME="/home/chenhaoli/eda/synopsys/dc/dc_2009"
export VCS_HOME="/home/chenhaoli/eda/synopsys/vcs/vcs-mx_2009"
export SIMIF_HOME="/home/chenhaoli/eda/synopsys/simif/simif_2009"
export PT_HOME="/home/chenhaoli/eda/synopsys/pt/pt_2009"

#SNPSLMD_LICENSE_FILE
export SNPSLMD_LICENSE_FILE=27000@localhost
```

#Alias
alias dc="dc_shell"
alias dv="design_vision"
alias vcs="vcs"
alias simif="simif"
alias pt="primetime"

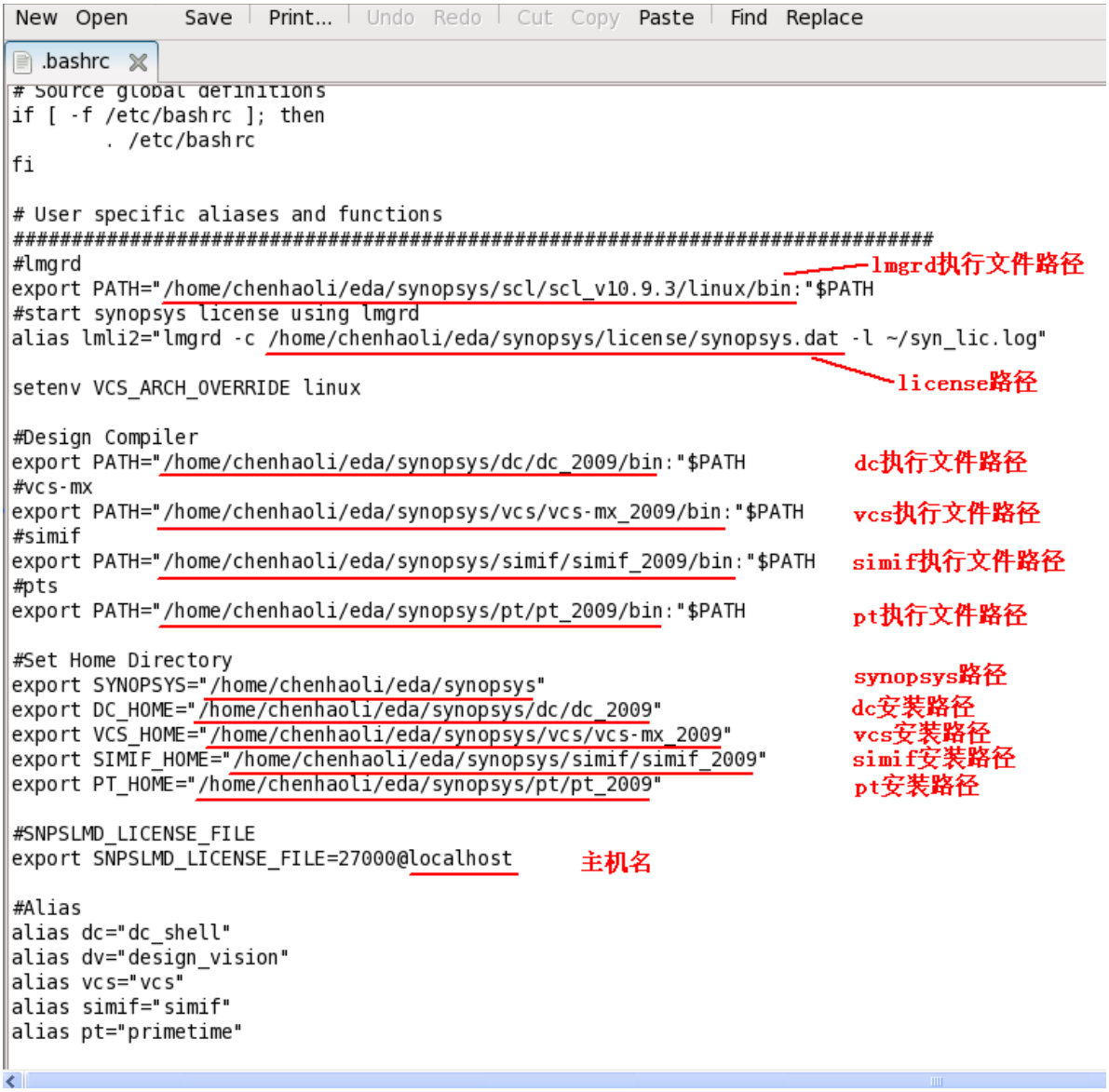

## 2.8 □□ dc

### 2.8.1 □□ dc

□□□□□□□□lmli2

□□□□□□□□dc

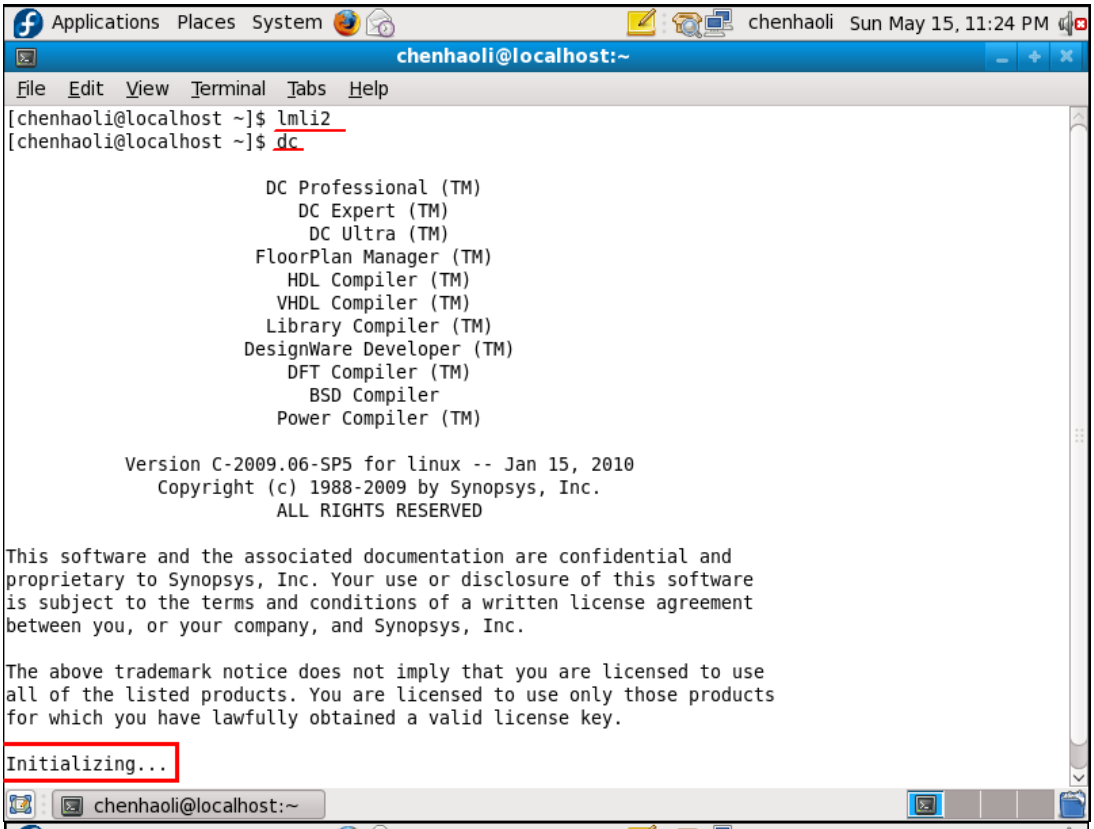


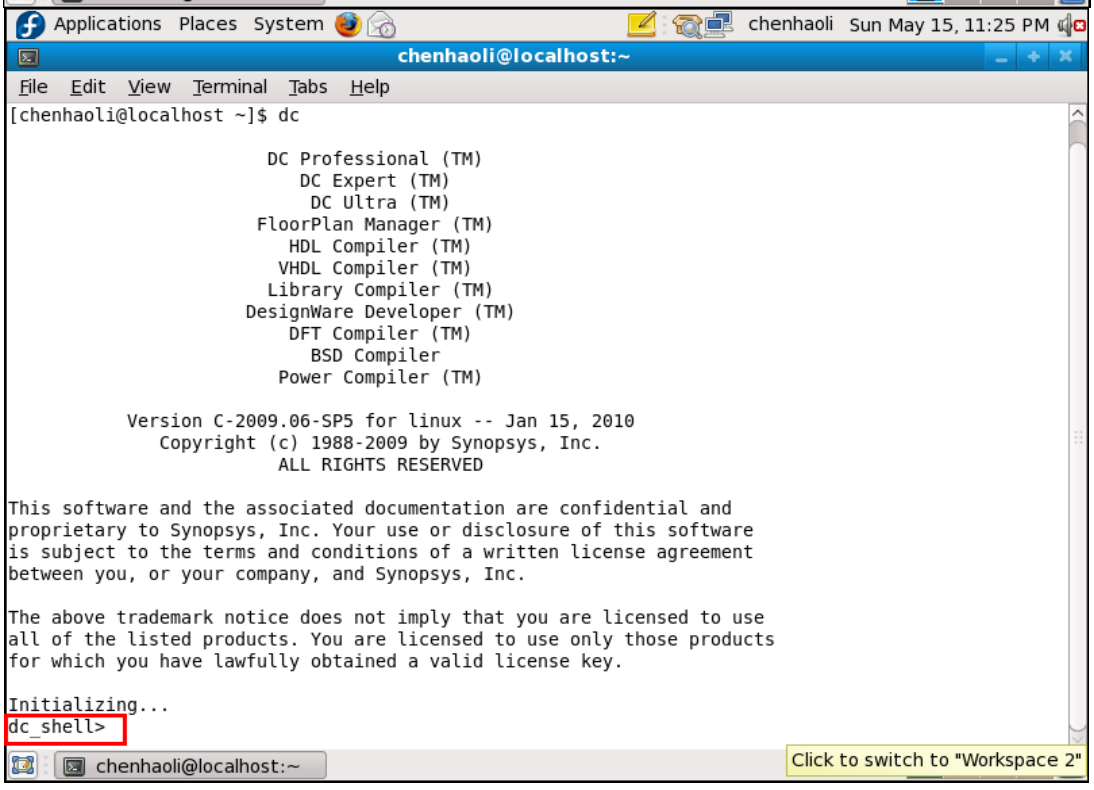


**KO**

### 2.8.2 □□ dv

□□□□□□□□lmli2

□□□□□□□□dv

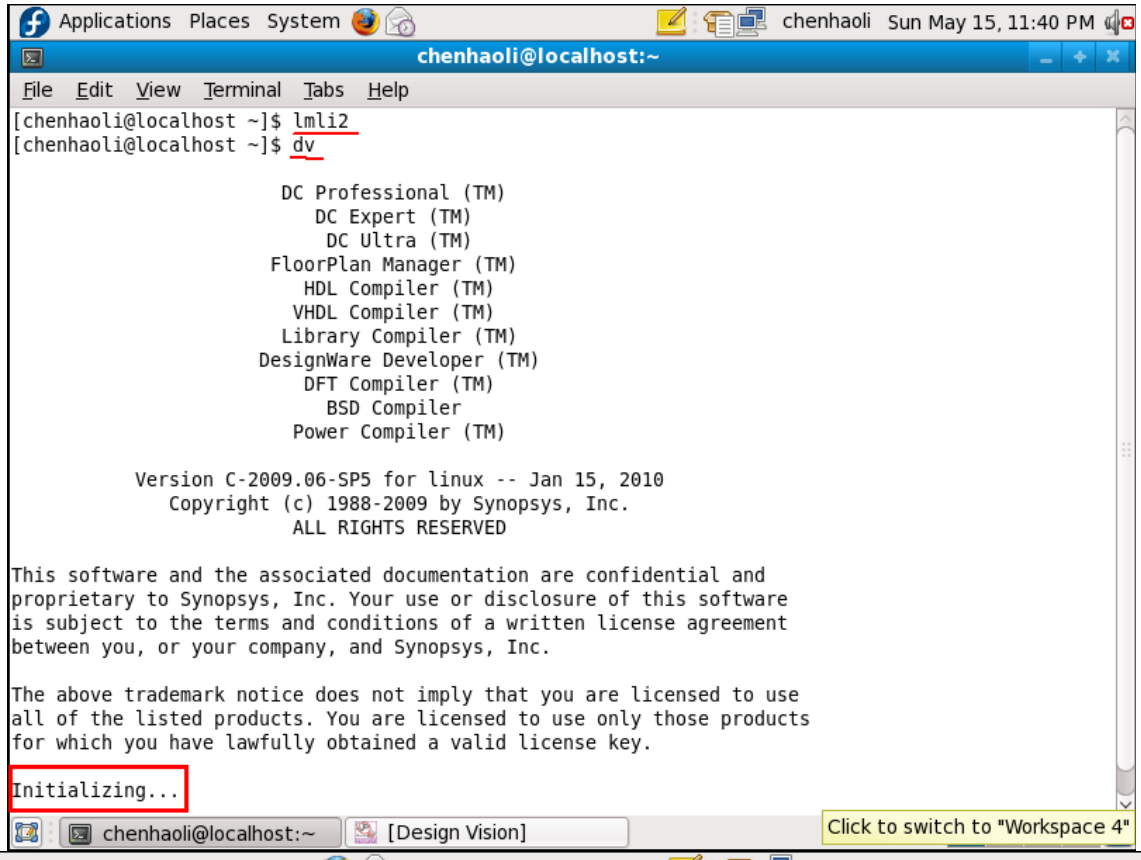
Applications Places System
chenhaoli Sun May 15, 11:40 PM
chenhaoli@localhost:~
File Edit View Terminal Tabs Help
[chenhaoli@localhost ~]$ lmli2
[chenhaoli@localhost ~]$ dv
DC Professional (TM)
DC Expert (TM)
DC Ultra (TM)
FloorPlan Manager (TM)
HDL Compiler (TM)
VHDL Compiler (TM)
Library Compiler (TM)
DesignWare Developer (TM)
DFT Compiler (TM)
BSD Compiler
Power Compiler (TM)
Version C-2009.06-SP5 for linux -- Jan 15, 2010
Copyright (c) 1988-2009 by Synopsys, Inc.
ALL RIGHTS RESERVED
This software and the associated documentation are confidential and
proprietary to Synopsys, Inc. Your use or disclosure of this software
is subject to the terms and conditions of a written license agreement
between you, or your company, and Synopsys, Inc.
The above trademark notice does not imply that you are licensed to use
all of the listed products. You are licensed to use only those products
for which you have lawfully obtained a valid license key.
Initializing...
chenhaoli@localhost:~
[Design Vision]
Click to switch to "Workspace 4"

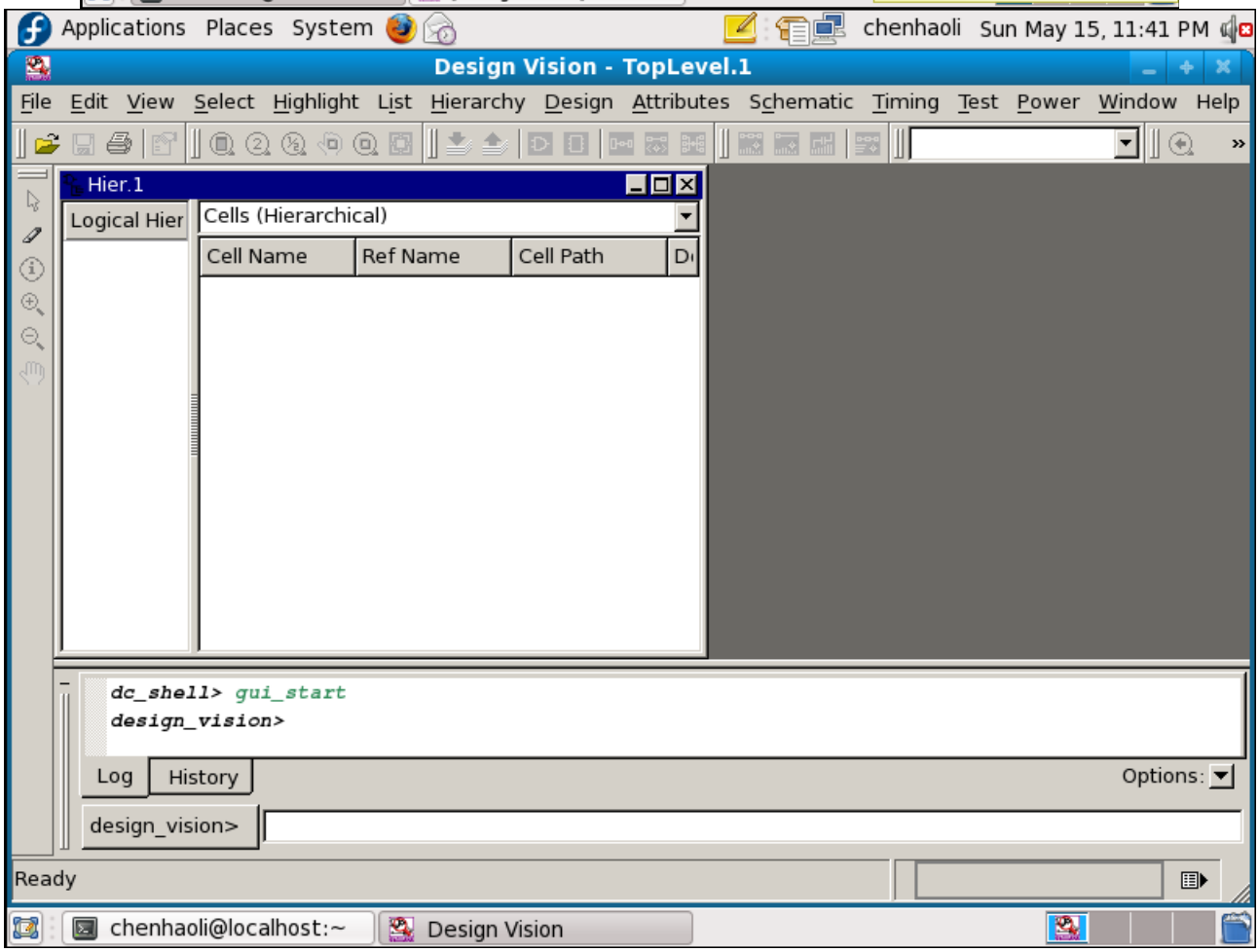
Applications Places System
chenhaoli Sun May 15, 11:41 PM
Design Vision - TopLevel.1
File Edit View Select Highlight List Hierarchy Design Attributes Schematic Timing Test Power Window Help
Hier.1
Logical Hier
Cells (Hierarchical)
Cell Name
Ref Name
Cell Path
dc_shell> gui_start
design_vision>
Log
History
Options:
design_vision>
Ready
chenhaoli@localhost:~
Design Vision

KO

### 2.8.3 □□ vcs

□□□□□□□□lmli2

□□□□□□□□vcs -...□□□□□□□□□□□ vcs□

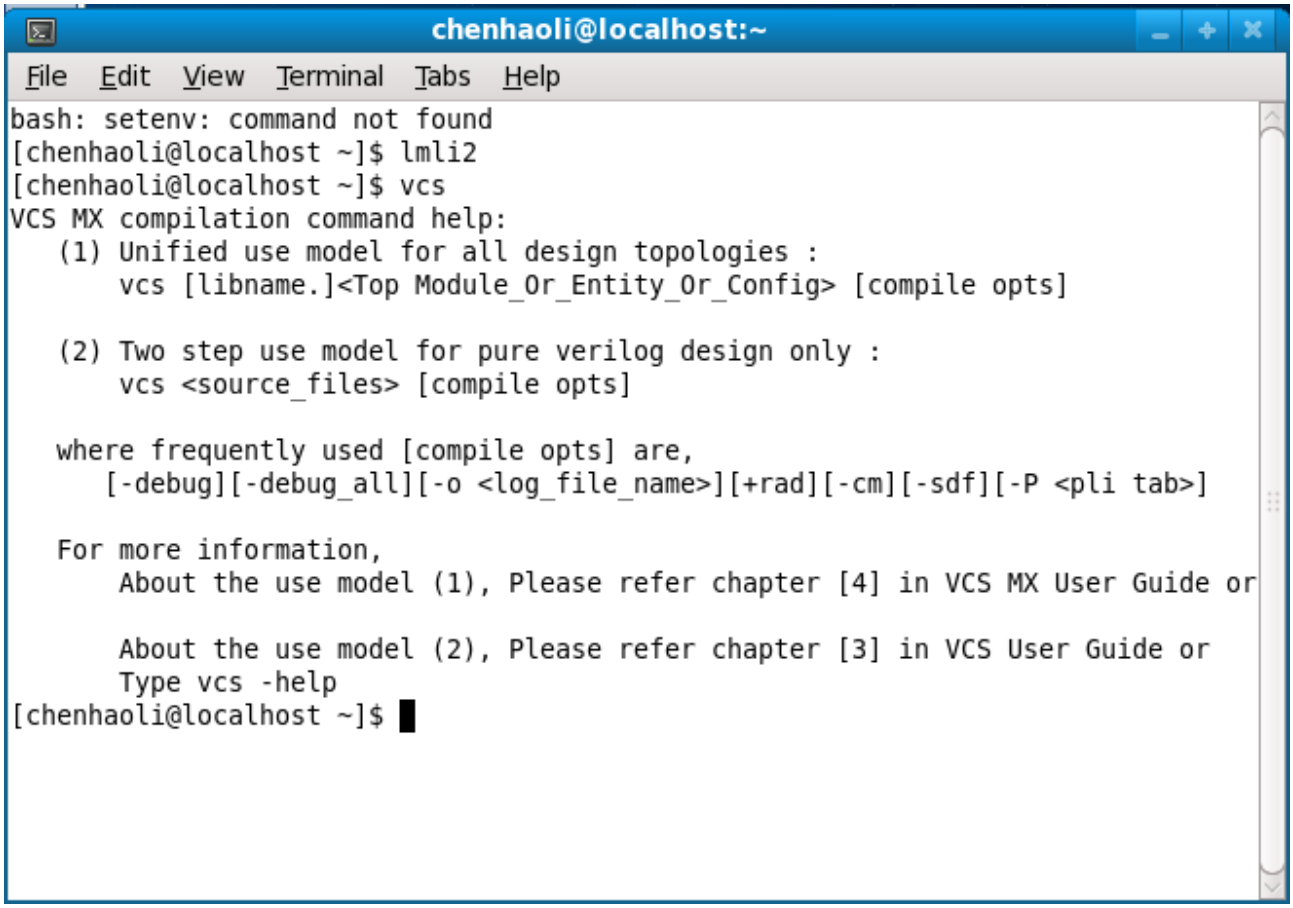


### 2.8.4 □□ simif

□□□□□□□□lmli2

□□□□□□□□simif

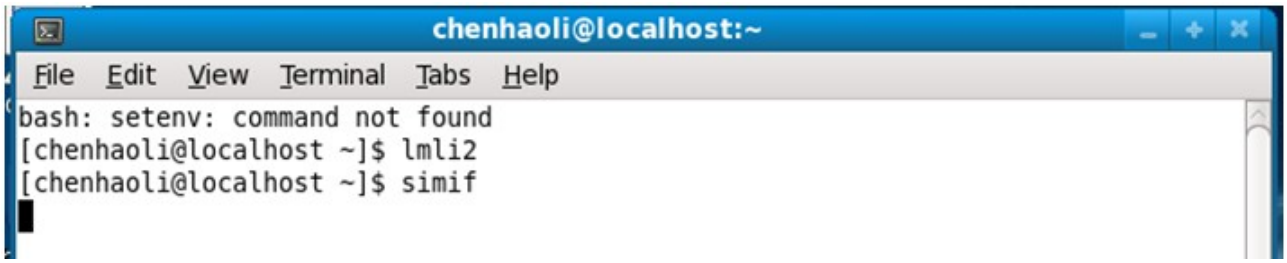

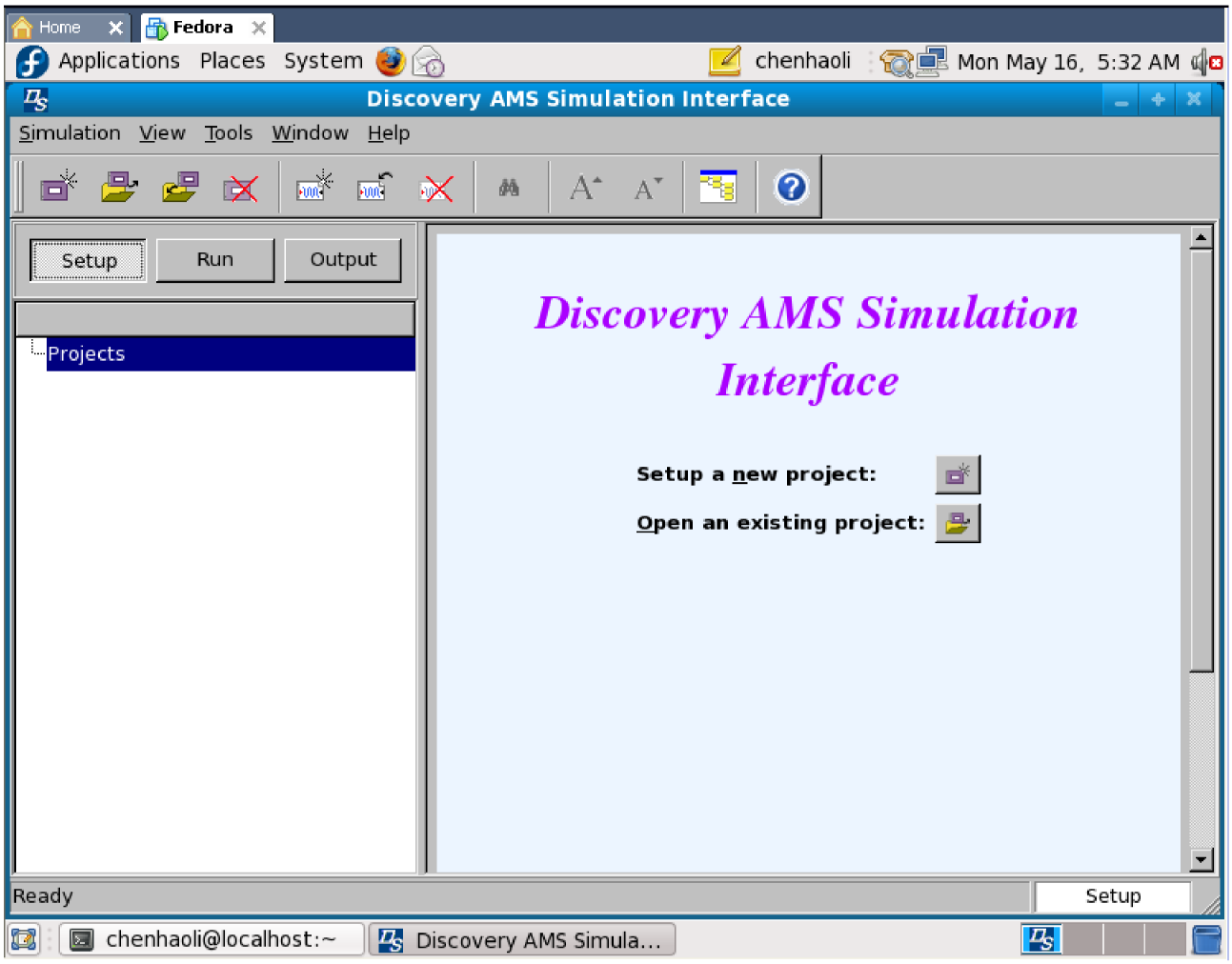


**KO**

### 2.8.5 虚虚 pt

虚虚虚虚虚虚虚虚 lmli2

虚虚虚虚虚虚虚虚 pt

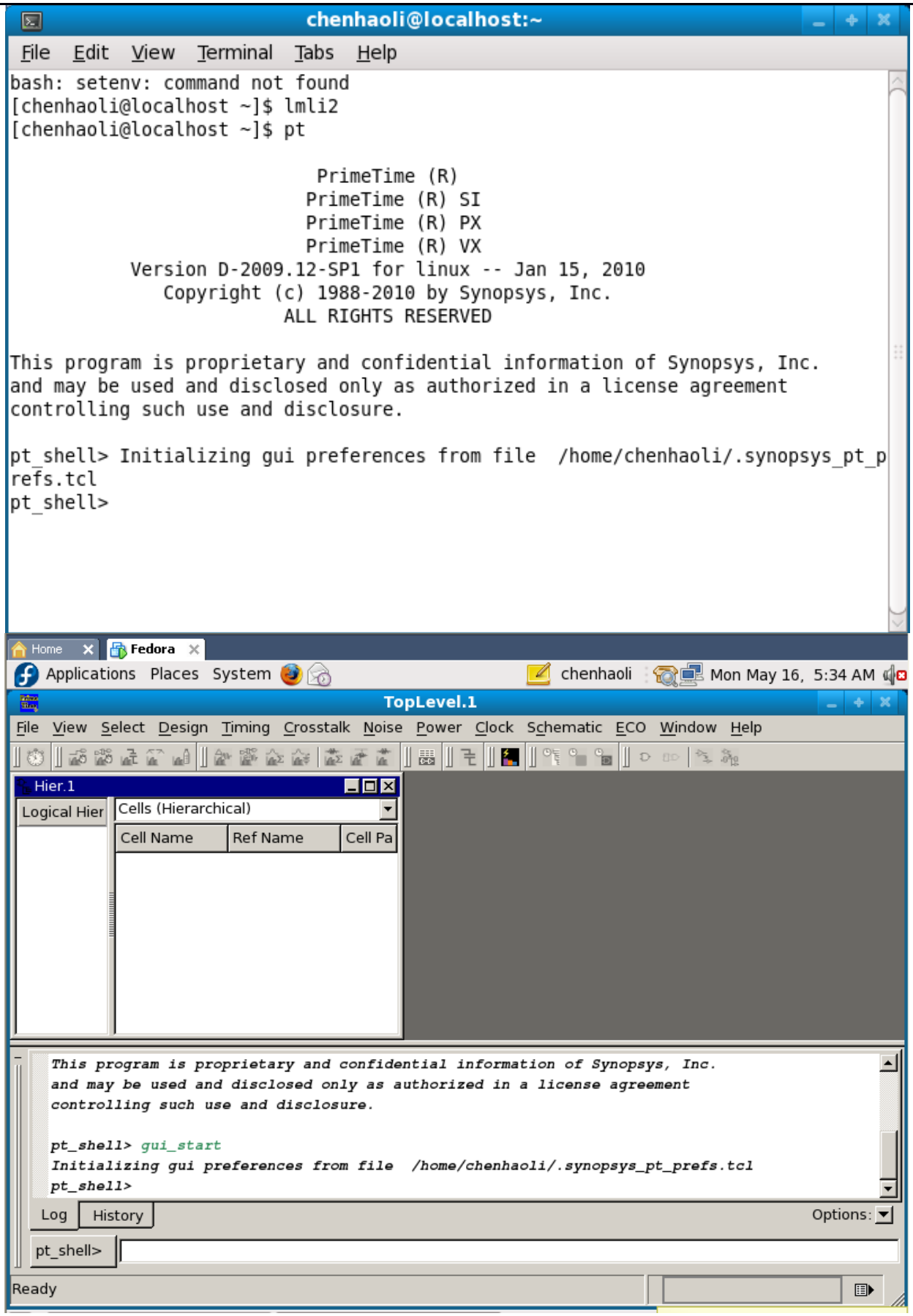
chenhaoli@localhost:~
File Edit View Terminal Tabs Help
bash: setenv: command not found
[chenhaoli@localhost ~]$ lmli2
[chenhaoli@localhost ~]$ pt
PrimeTime (R)
PrimeTime (R) SI
PrimeTime (R) PX
PrimeTime (R) VX
Version D-2009.12-SP1 for linux -- Jan 15, 2010
Copyright (c) 1988-2010 by Synopsys, Inc.
ALL RIGHTS RESERVED
This program is proprietary and confidential information of Synopsys, Inc.
and may be used and disclosed only as authorized in a license agreement
controlling such use and disclosure.
pt_shell> Initializing gui preferences from file /home/chenhaoli/.synopsys_pt_prefs.tcl
pt_shell>
Home
Fedora
Applications Places System
chenhaoli
Mon May 16, 5:34 AM
TopLevel.1
File View Select Design Timing Crosstalk Noise Power Clock Schematic ECO Window Help
Hier.1
Logical Hier
Cells (Hierarchical)
Cell Name
Ref Name
Cell Pa
This program is proprietary and confidential information of Synopsys, Inc.
and may be used and disclosed only as authorized in a license agreement
controlling such use and disclosure.
pt_shell> gui_start
Initializing gui preferences from file /home/chenhaoli/.synopsys_pt_prefs.tcl
pt_shell>
Log
History
Options:
pt_shell>
Ready

KO